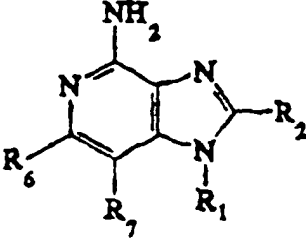




INTERNATIONAL APPLICATION PUBLISHED UNDER THE PATENT COOPERATION TREATY (PCT)

<p>(51) International Patent Classification ⁶ : C07D 471/04, A61K 31/435, C07D 213/69, 213/74, 213/75 // (C07D 471/04, 235:00, 221:00)</p>	A1	<p>(11) International Publication Number: WO 95/02597 (43) International Publication Date: 26 January 1995 (26.01.95)</p>
<p>(21) International Application Number: PCT/US94/06891 (22) International Filing Date: 17 June 1994 (17.06.94) (30) Priority Data: 08/092,002 15 July 1993 (15.07.93) US (71) Applicant: MINNESOTA MINING AND MANUFACTURING COMPANY [US/US]; 3M center, P.O. Box 33427, Saint Paul, MN 55133-3427 (US). (72) Inventors: LINDSTROM, Kyle, J.; P.O. Box 33427, Saint Paul, MN 55133-3427 (US). NIKOLAIDES, Nick; P.O. Box 33427, Saint Paul, MN 55133-3427 (US). (74) Agents: REEDICH, Douglas, E. et al.; Minnesota Mining and Manufacturing Company, Office of Intellectual Property Counsel, P.O. Box 33427, Saint Paul, MN 55133-3427 (US).</p>	<p>(81) Designated States: AT, AU, BB, BG, BR, BY, CA, CH, CN, CZ, DE, DK, ES, FI, GB, GE, HU, JP, KP, KR, KZ, LK, LU, LV, MG, MN, MW, NL, NO, NZ, PL, PT, RO, RU, SD, SE, SI, SK, UA, UZ, VN, European patent (AT, BE, CH, DE, DK, ES, FR, GB, GR, IE, IT, LU, MC, NL, PT, SE), OAPI patent (BF, BJ, CF, CG, CI, CM, GA, GN, ML, MR, NE, SN, TD, TG).</p> <p>Published <i>With international search report.</i></p>	
<p>(54) Title: IMIDAZO[4,5-c]PYRIDIN-4-AMINES</p> <p>(57) Abstract</p> <p>Imidazo(4,5-c)pyridin-4-amines of formula (I) that induce interferon α biosynthesis in human cells. Also disclosed are pharmaceutical compositions containing such compounds and methods of inducing interferon α biosynthesis involving the use of such compounds and treatment of viral infections.</p> <div style="text-align: center;">  <p>(I)</p> </div>		

FOR THE PURPOSES OF INFORMATION ONLY

Codes used to identify States party to the PCT on the front pages of pamphlets publishing international applications under the PCT.

AT	Austria	GB	United Kingdom	MR	Mauritania
AU	Australia	GE	Georgia	MW	Malawi
BB	Barbados	GN	Guinea	NE	Niger
BE	Belgium	GR	Greece	NL	Netherlands
BF	Burkina Faso	HU	Hungary	NO	Norway
BG	Bulgaria	IE	Ireland	NZ	New Zealand
BJ	Benin	IT	Italy	PL	Poland
BR	Brazil	JP	Japan	PT	Portugal
BY	Belarus	KE	Kenya	RO	Romania
CA	Canada	KG	Kyrgyzstan	RU	Russian Federation
CF	Central African Republic	KP	Democratic People's Republic of Korea	SD	Sudan
CG	Congo	KR	Republic of Korea	SE	Sweden
CH	Switzerland	KZ	Kazakhstan	SI	Slovenia
CI	Côte d'Ivoire	LI	Liechtenstein	SK	Slovakia
CM	Cameroon	LJ	Luxembourg	SN	Senegal
CN	China	LK	Sri Lanka	TD	Chad
CS	Czechoslovakia	LV	Latvia	TG	Togo
CZ	Czech Republic	MC	Monaco	TJ	Tajikistan
DE	Germany	MD	Republic of Moldova	TT	Trinidad and Tobago
DK	Denmark	MG	Madagascar	UA	Ukraine
ES	Spain	ML	Mali	US	United States of America
FI	Finland	MN	Mongolia	UZ	Uzbekistan
FR	France			VN	Viet Nam
GA	Gabon				

IMIDAZO[4,5-c]PYRIDIN-4-AMINES

5 Background of the InventionField of the Invention

This invention relates to imidazopyridine
compounds and to intermediates in their preparation.
In another aspect this invention relates to
10 immunomodulator compounds and to antiviral compounds.

Description of the Related Art

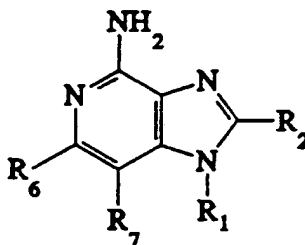
Certain 1H-imidazo[4,5-c]quinolin-4-amines and
methods for their preparation are known and disclosed,
15 e.g., in U.S. Pat. Nos. 4,689,338, 5,037,985, and
5,175,296, EP-A 90.301766.3, PCT/US91/06682,
PCT/US92/01305, and PCT/US92/07226 (Gerster), and U.S.
Pat. No. 4,988,815 (Andre et al). Such compounds are
said to have antiviral activity and certain of them are
20 said to induce the biosynthesis of cytokines such as
interferon. Certain 6'-C-alkyl-3-diazanepianocin
derivatives, some of which are imidazo[4,5-c]pyridin-4-
amines, are known and disclosed in EP-A 0510260 A2
(Obara et al.). These compounds are said to have
25 antiviral activity.

Further compounds having antiviral or
immunomodulator activity may advance the fields of
antiviral therapy and immunomodulator therapy.

30

Summary of the Invention

This invention provides compounds of Formula I:



10

wherein R_1 , R_2 , R_6 , and R_7 are defined below.

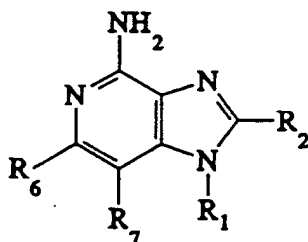
This invention also provides a pharmaceutical composition comprising a therapeutically effective amount of a compound of Formula I and a
15 pharmaceutically acceptable vehicle.

This invention also provides a method of inducing interferon biosynthesis in an animal, comprising the step of administering to said animal a compound of Formula I in an amount effective to induce said
20 interferon biosynthesis, and a method of treating a viral infection in an animal comprising the step of administering to said animal a compound of Formula I in an amount effective to inhibit the viral infection.

25

Detailed Description of the Invention

The immunomodulator imidazo[4,5-c]pyridin-4-amines of this invention are compounds of the general Formula I:



R_1 is selected from the group consisting of hydrogen; CHR_xR_y , wherein R_x is hydrogen and R_y is selected from the group consisting of straight chain, branched chain, or cyclic alkyl containing one to about 5 ten carbon atoms, straight chain or branched chain alkenyl containing two to about ten carbon atoms, straight chain or branched chain hydroxyalkyl containing one to about six carbon atoms, alkoxyalkyl wherein the alkoxy moiety contains one to about four 10 carbon atoms and the alkyl moiety contains one to about six carbon atoms, and phenylethyl; and $-CH=CR_xR_y$, wherein each R_x is independently straight chain, branched chain, or cyclic alkyl of one to about six carbon atoms.

Preferred R_1 substituents include 2-methylpropyl, 15 n-butyl, 2-methyl-1-propenyl, ethoxyethyl, 2-hydroxy-2-methylpropyl, and 2-phenylethyl.

R_2 is selected from the group consisting of hydrogen, straight chain or branched chain alkyl containing one to about eight carbon atoms, straight 20 chain or branched chain hydroxyalkyl containing one to about six carbon atoms, alkoxyalkyl wherein the alkoxy moiety contains one to about four carbon atoms and the alkyl moiety contains one to about six carbon atoms, benzyl, (phenyl)ethyl and phenyl, the benzyl, 25 (phenyl)ethyl or phenyl substituent being optionally substituted on the benzene ring by a moiety selected from the group consisting of methyl, methoxy, and halogen; and morpholinoalkyl wherein the alkyl moiety contains one to about four carbon atoms.

30 When R_2 is alkyl it is preferably methyl, ethyl, propyl or butyl. When R_2 is hydroxyalkyl it is preferably hydroxymethyl. When R_2 is alkoxyalkyl, it is preferably ethoxymethyl.

R_6 and R_7 are independently selected from the group 35 consisting of hydrogen and alkyl of one to about five carbon atoms, with the proviso that R_6 and R_7 taken

together contain no more than six carbon atoms, and with the further proviso that when R₇ is hydrogen then R₆ is other than hydrogen and R₂ is other than hydrogen or morpholinoalkyl, and with the further proviso that
5 when R₆ is hydrogen then R₇ and R₂ are other than hydrogen. Preferred R₆ and R₇ substituents include alkyl of one to about four carbon atoms, preferably methyl. Preferably both R₆ and R₇ are methyl.

Preferred compounds of the invention include:

10 2,7-dimethyl-1-(2-methylpropyl)-1H-imidazo[4,5-c]pyridin-4-amine;

2,6,7-trimethyl-1-(2-methylpropyl)-1H-imidazo[4,5-c]pyridin-4-amine;

15 4-amino- α,α ,2,6,7-pentamethyl-1H-imidazo[4,5-c]pyridine-1-ethanol;

4-amino-2-butyl- α,α ,6,7-tetramethyl-1H-imidazo[4,5-c]pyridine-1-ethanol;

4-amino-2-ethoxymethyl- α,α ,6,7-tetramethyl-1H-imidazo[4,5-c]pyridine-1-ethanol;

20 1-(2-ethoxyethyl)-2,7-dimethyl-1H-imidazo[4,5-c]pyridin-4-amine;

2-butyl-7-ethyl-6-methyl-1-(2-methylpropyl)-1H-imidazo[4,5-c]pyridin-4-amine hydrochloride;

25 2,6-dimethyl-1-(2-methylpropyl)-1H-imidazo[4,5-c]pyridin-4-amine;

2-ethyl-6,7-dimethyl-1-(2-methylpropyl)-1H-imidazo[4,5-c]pyridin-4-amine;

2,6,7-trimethyl-1-(2-phenylethyl)-1H-imidazo[4,5-c]pyridin-4-amine;

30 2-butyl-6,7-dimethyl-1-(2-phenylethyl)-1H-imidazo[4,5-c]pyridin-4-amine hydrochloride;

6,7-dimethyl-1-(2-phenylethyl)-2-phenylmethyl-1H-imidazo[4,5-c]pyridin-4-amine;

35 2,6-dimethyl-1-(2-phenylethyl)-1H-imidazo[4,5-c]pyridin-4-amine;

2-ethoxymethyl-6-methyl-1-(2-methylpropyl)-1H-imidazo[4,5-c]pyridin-4-amine;

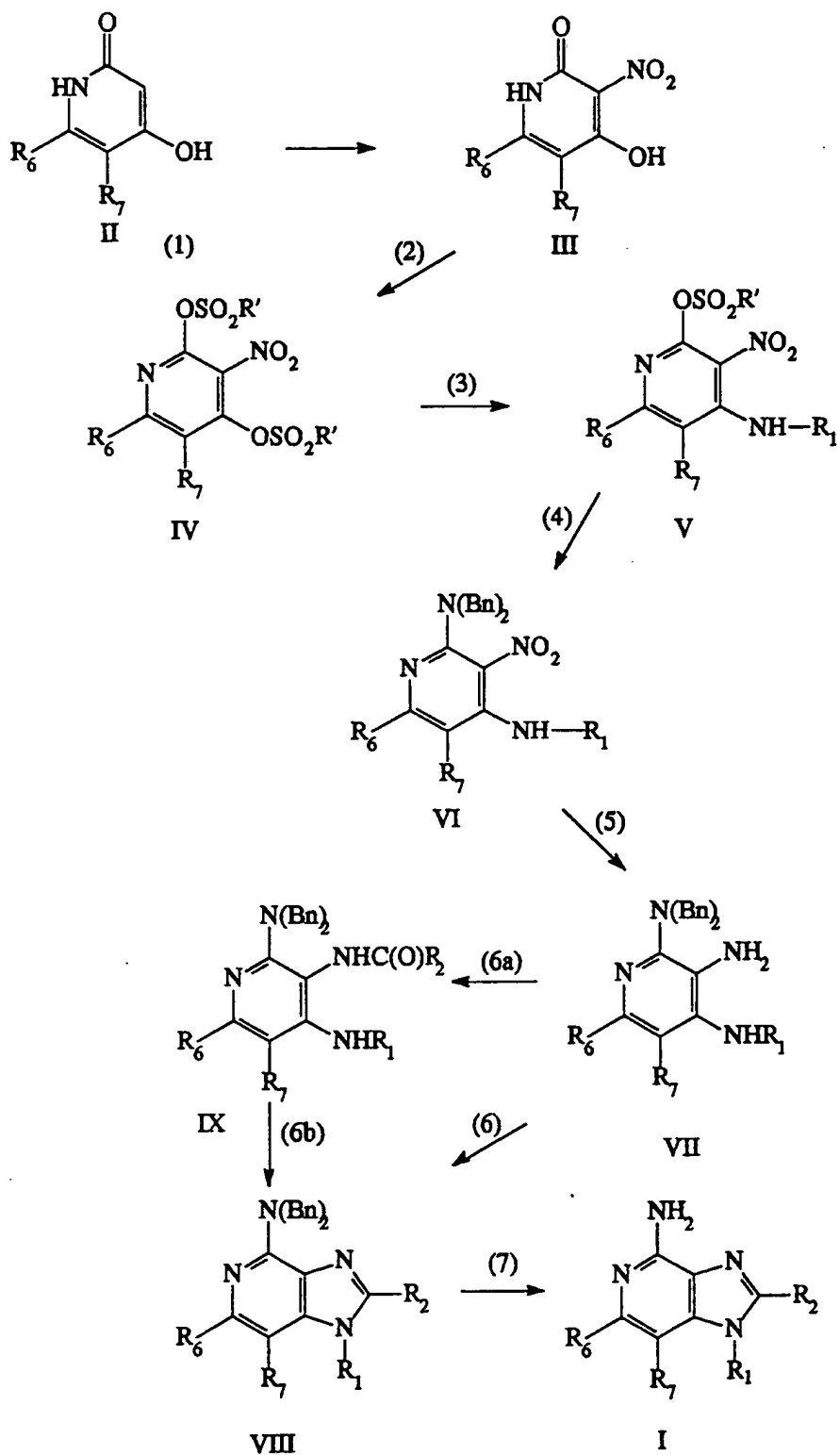
4-amino-6-methyl-1-(2-methylpropyl)-1H-imidazo[4,5-c]pyridine-2-methanol;

5 1-butyl-2,6-dimethyl-1H-imidazo[4,5-c]pyridin-4-amine; and

2-butyl-6,7-dimethyl-1-(2-methyl-1-propenyl)-1H-imidazo[4,5-c]pyridin-4-amine hydrochloride.

10 Compounds of the invention can be prepared according to the Reaction Scheme, wherein R₁, R₂, R₆, and R₇ are as defined above. Reaction Scheme I is particularly amenable to the preparation of compounds wherein R₁, R₂, R₆, and R₇ are selected from the
15 preferred substituents enumerated above, and R' is alkyl (e.g., lower alkyl, i.e., alkyl of one to about four carbon atoms), perfluoroalkyl (e.g.,
perfluoro(lower)alkyl such as trifluoromethyl), aryl (e.g., phenyl), alkylaryl (e.g., (lower)alkylphenyl
20 such as 4-methylphenyl), or haloaryl (e.g., halophenyl such as 4-bromophenyl).

Reaction Scheme



The starting material for use in connection with Reaction Scheme I is a 4-hydroxy-2(1H)-pyridone of Formula II. Certain of these compounds are known. Others can be prepared readily by those skilled in the art, e.g., according to the general methods disclosed in J. Org. Chem., 1941, 6, 54, Tracy et al., J. Chem. Soc., 1962, 3638, Davis et al., Rel. Trav. Chim. 1944, 63, 231, Wibout et al., and Recueil, 1961, 80, 545, Salemink (incorporated herein by reference).

10 In step (1) of Reaction Scheme I, a compound of Formula II is nitrated under conventional nitration conditions, such as by heating (e.g., to 100°C) in the presence of nitric acid, preferably in a solvent such as acetic acid or as disclosed, e.g., in J. Heterocyclic Chem., 1970, 7, 389, Wang. Certain compounds of Formula III can be prepared directly (that is, without the need for nitration of a compound of Formula II) by base catalyzed condensation of a β -aminoester such as ethyl-3-aminocrotonate with a nitromalonate ester such as diethylnitromalonate (according to the general method disclosed, e.g., in J. Org. Chem. 1981, 46, 3040, Seeman et al., incorporated herein by reference).

In step (2) 3-nitropyridine-2,4-disulfonate of Formula IV is provided by reacting a compound of Formula III with a sulfonyl halide or preferably a sulfonic anhydride. Suitable sulfonyl halides include alkylsulfonyl halides such as methanesulfonyl chloride and trifluoromethanesulfonyl chloride, and arylsulfonyl halides such as benzenesulfonyl chloride, p-bromobenzenesulfonyl chloride, and p-toluenesulfonyl chloride. Suitable sulfonic anhydrides include those corresponding to the above-mentioned sulfonyl halides. A particularly preferred sulfonic anhydride is trifluoromethanesulfonic anhydride. Sulfonic anhydrides are preferred in view of the fact that the sulfonate anion generated as a byproduct of the

- 8 -

reaction is a relatively poor nucleophile and as such does not give rise to undesired side products such as those in which the nitro group has been displaced.

Reaction conditions preferably involve first
5 combining a compound of Formula III with a base, preferably an excess of a tertiary amine base (e.g., a trialkylamine base such as triethylamine) and preferably in an appropriate solvent such as
10 dichloromethane and then adding the sulfonyl halide or the sulfonic anhydride. The addition is preferably carried out in a controlled fashion (e.g., dropwise) and at a reduced temperature (e.g., at about 0°C). The product can be isolated by conventional methods or it can be carried on without isolation as described below
15 in connection with step (3).

Step (3) of the Reaction Scheme provides the product 3-nitro-4-(substituted)aminopyridine-2-sulfonates. Due to the presence of two sulfonate groups that could in principle be displaced, the
20 reaction affords a mixture of products, which can be readily separated, e.g., by conventional chromatography techniques. The compound of Formula IV is reacted with an amine, preferably in the presence of an excess of a tertiary amine base in a solvent such as
25 dichloromethane. Suitable amines include primary amines affording 4-substituted amino compounds of Formula V wherein the amino substituent is represented by R₁. Preferred amines include those amines comprising the groups set forth above in connection with preferred
30 R₁ substituents.

The reaction can be carried out by adding the tertiary amine base to the reaction mixture resulting from step (2), cooling to a reduced temperature (e.g., 0°C), and adding the amine in a controlled fashion
35 (e.g., dropwise). The reaction can also be carried out by adding the amine to a solution of the compound of

- 9 -

Formula IV and a tertiary amine base in a solvent such as dichloromethane. As the sulfonate is a relatively facile leaving group the reaction can be run at relatively low temperatures, e.g., about 0°C, and in 5 relatively non-polar solvents (e.g., toluene) in order to decrease the amount of undesired 2-aminated and 2,4-diaminated side products. It is sometimes necessary or desirable to heat the reaction mixture after the addition in order to complete the reaction. The 10 product can be isolated from the reaction mixture by conventional methods.

In step (4) the compound of Formula V is reacted with a hydrogenolyzable amine to afford a compound of Formula VI. The term "hydrogenolyzable amine" as used 15 herein refers to any amine that is nucleophilic enough to displace the sulfonate group in step (4) and wherein the substituent or substituents can be removed by hydrogenolysis. Such amines are known to those skilled in the art to include arylmethyl amines and 20 di(arylmethyl) amines, i.e., those amines wherein the substituent or substituents are identical or different from one another and with respect to each substituent the amino nitrogen is one carbon removed from an aromatic ring. The term "hydrogenolyzable amino 25 substituent" as used herein refers to the substituent that obtains upon the use of a hydrogenolyzable amine in the reaction of step (4), i.e., a hydrogenolyzable amine absent one hydrogen atom. Primary hydrogenolyzable amines are less preferred, as their 30 use provides an alternative site for cyclization in steps (6), (6a), or (6b) described below. Secondary hydrogenolyzable amines are preferred. Suitable secondary hydrogenolyzable amines include dibenzylamine (i.e., di(phenylmethyl)amine) and substituted 35 derivatives thereof such as di[4-methyl-(phenylmethyl)]amine, di(2-furanylmethyl)amine, and the like. The Reaction Scheme specifically illustrates the

- 10 -

process involving dibenzylamine. However, the reaction can be carried out with any suitable hydrogenolyzable amine.

The reaction of step (4) can be carried out by
5 placing the starting material and the hydrogenolyzable amine in an inert solvent such as benzene, toluene, or xylene, and heating at a temperature and for a time sufficient to cause displacement of the sulfonate group by the hydrogenolyzable amine, such temperature and
10 time being readily selected by those skilled in the art. The product can be isolated from the reaction mixture by conventional methods.

In step (5) the nitro group of a compound of Formula VI is reduced to an amino group. Methods for
15 such a reduction are well known to those skilled in the art. A preferred method involves in situ generation of Ni_2B from sodium borohydride and $NiCl_2$ in the presence of methanol. The compound of Formula VI is added to the reducing agent solution to effect reduction of the
20 nitro group. The product can then be isolated by conventional methods.

In step (6) a compound of Formula VII is reacted with a carboxylic acid or an equivalent thereof to afford the cyclized compound of Formula VIII. Suitable
25 equivalents to a carboxylic acid include acid halides, orthoesters, and orthoformates, orthoesters, acid halides, and carboxylic acids other than formic acid giving rise to 2-substituted products wherein the 2-substituent is represented by R_2 . The reaction can be
30 run in the absence of solvent or preferably in an inert solvent such as xylene or toluene in the presence of a carboxylic acid or equivalent (in the presence of an acid catalyst such as p-toluenesulfonic acid if necessary) with sufficient heating (e.g., at about
35 80-150°C depending on the solvent if any) to drive off

- 11 -

any alcohol or water formed as a side product of the reaction.

A compound of Formula VIII can also be prepared in two steps from a compound of Formula VII. The first
5 step, represented by step (6a) of the Reaction Scheme, involves reacting the compound of Formula VII with an acyl halide of the formula $R_2C(O)X$ wherein X is chloro or bromo and R_2 is as defined above. The product of Formula IX can be isolated and then cyclized in step
10 (6b) by reacting with methanolic ammonia.

In step (7) the cyclized compound of Formula VIII is hydrogenolyzed to afford the 4-amino compound. Conventional well known catalytic hydrogenation conditions are suitable. Preferred conditions involve
15 heating in formic acid in the presence of $Pd(OH)_2/C$.

Certain compounds of the invention cannot be prepared readily according to the Reaction Scheme due to incompatibility of reagents with certain of the functional groups recited in connection with R_1 , R_2 , R_6 ,
20 and R_7 . Such compounds, however, can be prepared by those skilled in the art using well known methods of functional group protection or manipulation, by appropriate adaptation of the synthetic methods disclosed in U.S. Pat. Nos. 4,988,815 (Andre), or by
25 adaptations of the synthetic methods disclosed in U.S. Pat. Nos. 4,689,338, 5,037,985, and 5,175,296, EP-A 90.301766.3, PCT/US91/06682, PCT/US92/01305, and PCT/US92/07226 (Gerster), the relevant disclosures of each of these being incorporated herein by reference.

30 The product compound of Formula I can be isolated by the conventional means disclosed in U.S. Pat. No. 4,689,338 (Gerster), such as, for example, removal of the solvent and recrystallization from an appropriate solvent (e.g., N,N-dimethylformamide) or solvent
35 mixture, by dissolution in an appropriate solvent (such as methanol) and re-precipitation by addition of a

second solvent in which the compound is insoluble, or by column chromatography.

A compound of Formula I can be used as an immunomodulating agent itself or it can be used in the form of a pharmaceutically acceptable acid-addition salt such as a hydrochloride, dihydrogen sulfate, trihydrogen phosphate, hydrogen nitrate, methanesulfonate or a salt of another pharmaceutically acceptable acid. A pharmaceutically acceptable acid-addition salt of a compound of Formula I can be prepared, generally by reaction of the compound with an equimolar amount of a relatively strong acid, preferably an inorganic acid such as hydrochloric, sulfuric, or phosphoric acid, or an organic acid such as methanesulfonic acid, in a polar solvent. Isolation of the salt is facilitated by the addition of a solvent, such as diethyl ether, in which the salt is insoluble.

A compound of the invention can be formulated for the various routes of administration in a pharmaceutically acceptable vehicle, such as water or polyethylene glycol, along with suitable adjuvants, excipients, and the like. Particular formulations can be readily selected by those skilled in the art. Suitable formulations for topical application include creams, ointments and like formulations known to those skilled in the art (e.g., formulations analogous to those disclosed in commonly assigned copending application 07/845,323, incorporated herein by reference). Parenteral formulations are also suitable (e.g., formulations analogous to those disclosed in EP-A-90.304812.0, incorporated herein by reference).

A pharmaceutical composition of the invention comprises a therapeutically effective amount of an imidazopyridin-4-amine. The amount that constitutes a therapeutically effective amount will depend on the particular compound, the particular formulation, the

route of administration, and the intended therapeutic effect. Those skilled in the art can determine a therapeutically effective amount with due consideration of such factors.

5 A number of compounds of Formula I were tested and found to induce biosynthesis of interferon in human cells. The test methods and results are set forth below. As a result of this immunomodulating activity the compounds exhibit antiviral and antitumor activity.
10 They can therefore be used to control viral infections as well as tumors. For example, a compound of Formula I can be used as an agent to control infections in mammals caused by Type II Herpes simplex virus. Compounds of Formula I can also be used to treat a
15 herpes infection by oral, topical, or intraperitoneal administration. The results below suggest that at least certain compounds of the invention might be useful in treating other diseases such as warts, Hepatitis B and other viral infections, cancer such as
20 basal cell carcinoma, and other neoplastic diseases.

In the following Examples, all reactions were run with stirring under an atmosphere of dry nitrogen unless otherwise indicated. The structures were confirmed by nuclear magnetic resonance spectroscopy.
25 The particular materials and amounts thereof recited in the Examples, as well as other conditions and details, should not be construed to unduly limit the invention.

Example 1

30 6-Methyl-3-nitropyridine-2,4-bis(trifluoromethanesulfonate)
Triethylamine (24.5 mL, 0.176 moles) was added to a mixture of 4-hydroxy-6-methyl-3-nitro-2(1H)-pyridinone (15 g, 0.088 mole) in methylene chloride
35 (700 mL). The reaction mixture was cooled to 5°C. Trifluoromethanesulfonic anhydride (50 g, 0.176 mole) was slowly added to the reaction mixture while

- 14 -

maintaining the temperature below 15°C. After the addition was completed, the reaction mixture was stirred at 5°C for 15 minutes. The ice bath was removed and the reaction mixture was stirred for an additional 2 hours. The reaction mixture was diluted with water. The organic phase was separated, dried over magnesium sulfate, filtered through a layer of silica gel then concentrated under a stream of nitrogen to provide 32.4 g of solid. A portion (1.4 g) of this solid was recrystallized from petroleum ether to provide the desired product as a solid, m.p. 50-52°C. Analysis: Calculated for $C_8H_4F_6N_2O_8S_2$: %C, 22.13; %H, 0.93; %N, 6.45; Found: %C, 22.08; %H, 0.84; %N, 6.49.

15

Example 2

6-Methyl-3-nitro-4-[(phenylethyl)amino]-2-pyridinyl trifluoromethanesulfonate

Triethylamine (10 mL) was added to a mixture of 6-methyl-3-nitropyridine-2,4-bis(trifluoromethanesulfonate) (31 g, 0.071 moles) in methylene chloride (300 mL). The reaction mixture was cooled in an ice bath. Phenethylamine (9 mL) was diluted with methylene chloride (50 mL) then slowly added to the reaction mixture. After the addition was completed, the reaction mixture was stirred with cooling for about 1 hour then at ambient temperature overnight. The reaction mixture was diluted with additional methylene chloride, washed twice with water, washed twice with aqueous sodium bicarbonate, dried over magnesium sulfate and then concentrated under vacuum to provide an orange liquid. This liquid was eluted through a layer of silica gel with methylene chloride then slurried with petroleum ether to provide 16 g of a yellow solid. A small portion (1 g) of this material was recrystallized twice from cyclohexane to provide the desired product as a solid m.p. 78-79°C. Analysis:

- 15 -

Calculated for $C_{15}H_{14}F_3N_3O_5S$: %C, 44.45; %H, 3.48; %N, 10.37; Found: %C, 44.81; %H, 3.42; %N, 10.28.

Example 3

5 6-Methyl-4-[(2-methylpropyl)amino]-3-nitro-2-pyridinyl trifluoromethanesulfonate

Triethylamine (8.34 mL, 0.06 mole) was added to a cooled (0°C) solution of 4-hydroxy-6-methyl-3-nitro-2(1H)-pyridinone (5.0 g, 0.03 moles) in methylene
10 chloride (300 mL). Trifluoromethanesulfonic anhydride (10.1 mL, 0.06 moles) was added and the resulting mixture was stirred at 0°C for about 30 minutes. Isobutylamine (8.94 mL, 0.09 mole) was added and the reaction mixture was stirred for about 30 minutes. The
15 reaction mixture was quenched with water (500 mL) then extracted with methylene chloride (3 x 50 mL). The extracts were combined, dried over magnesium sulfate then concentrated under vacuum to provide an orange oil. The oil was purified by silica gel column
20 chromatography eluting with hexane:ethyl acetate (70:30) to provide 3.4 g of the desired product as a yellow solid.

Example 4

25 4-[(2-Hydroxy-2-methylpropyl)amino]-5,6-dimethyl-3-nitro-2-pyridinyl trifluoromethanesulfonate

Triethylamine (1.2 mL, 8.69 mmoles) was added to a suspension of 4-hydroxy-5,6-dimethyl-3-nitro-2(1H)-pyridinone (0.8 g, 4.3 mmole) in methylene chloride (25
30 mL). The resulting solution was cooled in an ice bath. Trifluoromethanesulfonic anhydride (1.46 mL, 8.69 mmole) was added dropwise to the solution. After the addition was complete, the ice bath was removed and the reaction was allowed to warm to ambient temperature
35 over a period of 30 minutes. The reaction mixture was filtered through a layer of silica gel then the silica gel was eluted with additional methylene chloride. The

- 16 -

filtrate was concentrated under vacuum to provide 1.6 g (3.57 mmole) of 5,6-dimethyl-3-nitropyridine-2,4-bis(trifluoromethanesulfonate). This material was taken up in methylene chloride (30 mL) then cooled in an ice bath. 2-Hydroxyisobutylamine (0.32 g, 3.57 mmole) and triethylamine (0.5 mL, 3.57 mmole) were added to the cooled solution then the reaction mixture was allowed to warm to ambient temperature. The reaction mixture was diluted with methylene chloride, washed with water, 10 dried over magnesium sulfate and then concentrated under vacuum to provide a yellow oil. The oil was purified by silica gel column chromatography eluting with ethyl acetate:hexane (25:75) to provide 0.7 g of the desired product as a solid, m.p. 79-80°C.

15 Analysis: Calculated for $C_{12}H_{16}F_3N_3O_6S$: %C, 37.21; %H, 4.16; %N, 10.85; Found: %C, 37.47; %H, 4.13; %N, 10.89.

Examples 5 - 9

Using the general method of Example 3, 4-hydroxy- 20 3-nitro-2(1H)-pyridinones of Formula II were reacted first with trifluoromethanesulfonic anhydride then with an amine of formula R_1NH_2 to provide the intermediates of Formula IV shown in Table 1.

Table 1

Example Number	Intermediate of Formula II		Intermediate of Formula IV		
	R ₆	R ₇	R ₆	R ₇	R ₁
5	methyl	H	methyl	H	n-butyl
6	methyl	methyl	methyl	methyl	2-phenylethyl
7	methyl	methyl	methyl	methyl	2-methylpropyl
8	chloro	methyl	chloro	methyl	2-methylpropyl
9	chloro	methyl	chloro	methyl	1,1-dimethylethyl

- 18 -

Example 10

**N⁴-Butyl-6-methyl-3-nitro-N²,N²-
bis(phenylmethyl)pyridine-2,4-diamine**

Dibenzylamine (1.04 g, 5.28 mmole), triethylamine (0.53 g, 5.28 mmole), 4-butylamino-6-methyl-3-nitro-2-pyridinyl trifluoromethanesulfonate (1.72 g, 5.28 mmole) and toluene (45 mL) were combined and heated at reflux for 18 hours. The reaction mixture was cooled to ambient temperature then filtered through a layer of silica gel. The silica gel was eluted with methylene chloride. The combined organic filtrates were evaporated to provide 2.08 g of an oily semisolid.

Examples 11 - 17

Using the general method of Example 10, the intermediates of Formula V shown in Table 2 were prepared by reacting the indicated intermediate of Formula IV with dibenzylamine.

Table 2

Example Number	Intermediate of Formula IV Example	Intermediate of Formula V		
		R ₆	R ₇	R ₁
11	2	methyl	H	2-phenylethyl
12	3	methyl	H	2-methylpropyl
13	4	methyl	methyl	2-hydroxy-2-methylpropyl
14	6	methyl	methyl	2-phenylethyl
15	7	methyl	methyl	2-methylpropyl
16	8	chloro	methyl	2-methylpropyl
17	9	chloro	methyl	1,1-dimethylethyl

- 20 -

Example 18

**6-Methyl-N⁴-(2-methylpropyl)-N²,N²-
bis(phenylmethyl)pyridine-2,3,4-triamine**

Sodium borohydride (585 mg, 16 mmole) was added to a solution of nickel (II) chloride hydrate (1.02 g, 4.3 mmole) in methanol (100 mL). The addition caused a black solid to form along with gas evolution. The resulting heterogeneous mixture was stirred at ambient temperature for 30 minutes. A solution containing 6-methyl-N⁴-(2-methylpropyl)-3-nitro-N²,N²-bis(phenylmethyl)pyridine-2,4-diamine (3.47 g, 8.6 mmole) in methylene chloride (20 mL) was added followed by the addition of sodium borohydride (1.37 g, 36 mmole). The reaction mixture was stirred at ambient temperature for about 30 minutes then eluted through a layer of silica gel with a methanol/methylene chloride mixture. The filtrate was concentrated under vacuum. The resulting residue was partitioned between ethyl acetate and water. The ethyl acetate layer was separated, dried with magnesium sulfate and concentrated under vacuum to provide 2.74 g of the desired product as a green foam.

Examples 19 - 25

Using the general method of Example 18, the intermediates of Formula VI shown in Table 3 were prepared by reducing the indicated intermediate of Formula V.

Table 3

Example Number	Intermediate of Formula V Example	Intermediate of Formula VI		
		R ₆	R ₇	R ₁
19	10	methyl	H	n-butyl
20	11	methyl	H	2-phenylethyl
21	13	methyl	methyl	2-hydroxy-2-methylpropyl
22	14	methyl	methyl	2-phenylethyl
23	15	methyl	methyl	2-methylpropyl
24	16	chloro	methyl	2-methylpropyl
25	17	chloro	methyl	1,1-dimethylethyl

- 22 -

Example 26

N³-Acetyl-6-methyl-N⁴-(2-phenylethyl)-
N²,N²-bis(phenylmethyl)pyridine-2,3,4-triamine

Triethylamine (2 mL) was added to a solution of 6-methyl-N⁴-(2-phenylethyl)-N²,N²-bis(phenylmethyl)-pyridine-2,3,4-triamine (6 g, 14.2 mmole) in methylene chloride (50 mL). Acetyl chloride (1.1 mL, 15.5 mmole) was slowly added to the reaction mixture which was then heated on a steam bath for about 1 hour. The reaction mixture was stirred at ambient temperature overnight then diluted with water and methylene chloride. The organic phase was separated, washed with water, dried over magnesium sulfate and then concentrated under vacuum to provide a light green solid. This solid was slurried with ethyl acetate/hexane then recrystallized from ethyl acetate/hexane to provide 4.1 g of a white solid. A small portion (0.8 g) was purified by silica gel column chromatography to provide the desired compound as a white solid, m.p. 152-153°C. Analysis: Calculated for C₃₀H₃₂N₄O: %C, 77.56; %H, 6.94; %N, 12.06; Found: %C, 77.61; %H, 6.89; %N, 12.05.

Examples 27 - 28

Using the general method of Example 26 except that the triethylamine was omitted, the intermediates of Formula VII shown in Table 4 were prepared by reacting the indicated intermediate of Formula VI with an acid chloride of formula R₂C(O)Cl.

Table 4

Example Number	Intermediate of Formula VI Example	Intermediate of Formula VII			
		R ₆	R ₇	R ₁	R ₂
27	18	methyl	H	2-methylpropyl	methyl
28	21	methyl	methyl	2-hydroxy-2-methylpropyl	ethoxymethyl

- 24 -

Example 29

2,6-Dimethyl-1-(2-phenylethyl)-N⁴,N⁴-bis(phenylmethyl)-
1H-imidazo[4,5-c]pyridin-4-amine

N³-Acetyl-6-methyl-N⁴-(2-phenylethyl)-N²,N²-
bis(phenylmethyl)pyridine-2,3,4-triamine (3.9 g, 8.39
mmole) was combined with 12 wt % ammonia in methanol
(40 mL), placed in a Parr bomb and heated at 150°C for
5 hours. The resulting solid was collected then
purified by silica gel column chromatography eluting
with ethyl acetate:hexane (20:80) to provide 2.56 g of
the desired product as a solid, m.p. 124-126°C.
Analysis: Calculated for C₃₀H₃₀N₄: %C, 80.68; %H, 6.77;
%N, 12.55; Found: %C, 80.24; %H, 6.68; %N, 12.42.

Examples 30 - 31

Using the general method of Example 29, the
intermediates of Formula VIII shown in Table 5 were
prepared by cyclizing the indicated intermediate of
Formula VII.

Table 5				
Example Number	Intermediate of Formula VII Example	Intermediate of Formula VIII		
		R ₆	R ₇	R ₂
30	27	methyl	H	methyl
31	28	methyl	methyl	ethoxymethyl

- 26 -

Example 32

6-Chloro-2,7-dimethyl-1-(1,1-dimethylethyl)-N⁴,N⁴-bis(phenylmethyl)-1H-imidazo[4,5-c]pyridin-4-amine

6-Chloro-5-methyl-N⁴-(1,1-dimethylethyl)-N²,N²-bis(phenylmethyl)pyridine-2,3,4-triamine was combined with an excess of triethyl orthoacetate and heated first on a steam bath for about 16 hours and then in an oil bath at 130°C for 2 hours. The excess triethyl orthoacetate was distilled off under vacuum. The resulting residue was diluted with methylene chloride, washed with water and sodium bicarbonate solution, dried over magnesium sulfate then filtered through a layer of silica gel eluting with additional methylene chloride. The filtrate was concentrated under vacuum to provide a mixture which was carried on to the next step.

Example 33

6-Chloro-2,7-dimethyl-N⁴,N⁴-bis(phenylmethyl)-1H-imidazo[4,5-c]pyridin-4-amine

The material from Example 32 was diluted with toluene then combined with phosphorous oxychloride and heated at reflux overnight. The reaction mixture was concentrated under vacuum. The residue was diluted with water, basified with ammonium hydroxide then extracted several times with methylene chloride. The methylene chloride extracts were combined, dried over magnesium sulfate then concentrated under vacuum. The residue was purified by silica gel column chromatography eluting with 10-40% ethyl acetate in hexane to provide the desired product.

- 27 -

Example 34

6-Chloro-1-(2-ethoxyethyl)-2,7-dimethyl-N⁴,N⁴-bis(phenylmethyl)-1H-imidazo[4,5-c]pyridin-4-amine Sodium iodide (1.5 g) and potassium carbonate (1 g) were added to a solution of 6-chloro-2,7-dimethyl-N⁴,N⁴-bis(phenylmethyl)-1H-imidazo[4,5-c]pyridin-4-amine (1.0 g, 2.7 mmole) in acetone (250 mL). 2-Bromoethyl ethyl ether (0.5 mL, 4.4 mmole) was added and the reaction mixture was heated at reflux overnight. The reaction mixture was filtered and the filtrate concentrated under vacuum. The residue was partitioned between methylene chloride and water. The methylene chloride phase was separated, dried with magnesium sulfate and concentrated under vacuum. The residue was purified by silica gel column chromatography eluting with 10-30% ethyl acetate in hexane to provide 0.7 g of the desired product.

Example 35

1-n-Butyl-2,6-dimethyl-N⁴,N⁴-bis(phenylmethyl)-1H-imidazo[4,5-c]pyridin-4-amine N⁴-n-Butyl-6-methyl-N²,N²-bis(phenylmethyl)pyridine-2,3,4-triamine (0.65 g, 1.7 mmole) was combined with toluene (10 mL) and acetyl chloride (0.12 mL, 1.7 mmole) and stirred at ambient temperature for 15 minutes. Phosphorous oxychloride (0.31 mL) was added and the reaction mixture was heated at reflux overnight. The reaction mixture was evaporated. The residue was purified by silica gel column chromatography eluting with hexane:ethyl acetate (70:30) to provide 0.18 g of the desired product.

- 28 -

Example 36

6,7-Dimethyl-1-(2-phenylethyl)-2,N⁴,N⁴-
tris(phenylmethyl)-1H-imidazo[4,5-c]pyridin-4-amine

Phenylacetyl chloride (0.6 mL, 4.5 mmole) was added to a solution of 5,6-dimethyl-N⁴-(2-phenylethyl)-N²,N²-bis(phenylmethyl)pyridine-2,3,4-triamine (1.96 g, 4.5 mmole) in methylene chloride (100 mL) and the resulting mixture was stirred at ambient temperature overnight. A catalytic amount of p-toluenesulfonic acid was added and stirring was continued at ambient temperature over the weekend. The reaction mixture was washed with saturated sodium bicarbonate solution, dried over magnesium sulfate then concentrated under vacuum to provide an oil. The oil was purified by silica gel column chromatography eluting with 5-10% ethyl acetate in hexane to provide 1.8 g of the desired product as a white solid, m.p. 139-141°C. Analysis: Calculated for C₃₇H₃₆N₄: %C, 82.80; %H, 6.76; %N, 10.44; Found: %C, 82.86; %H, 6.78; %N, 10.36.

Examples 37 - 43

Using the general method of Example 36, the intermediates of Formula VIII shown in Table 6 were prepared by reacting the indicated intermediate of Formula VI with an acid chloride of formula R₂C(O)Cl.

Table 6

Example Number	Intermediate of Formula VI Example	Intermediate of Formula VIII			
		R ₆	R ₇	R ₁	R ₂
37	18	methyl	H	2-methylpropyl	phenylmethoxymethyl
38	21	methyl	methyl	2-hydroxy-2-methylpropyl	methyl
39	21	methyl	methyl	2-hydroxy-2-methylpropyl	n-butyl
40	22	methyl	methyl	2-phenylethyl	methyl
41	22	methyl	methyl	2-phenylethyl	n-butyl
42	23	methyl	methyl	2-methylpropyl	methyl
43	24	chloro	methyl	2-methylpropyl	methyl

- 30 -

Example 44

2-Ethyl-6,7-dimethyl-1-(2-methylpropyl)-N⁴,N⁴-bis(phenylmethyl)-1H-imidazo[4,5-c]pyridin-4-amine

Butyllithium (0.5 mL of 2.5 M in hexanes) was added to a cooled (-78°C) solution of 2,6,7-trimethyl-1-(2-methylpropyl)-N⁴,N⁴-bis(phenylmethyl)-1H-imidazo[4,5-c]pyridin-4-amine (0.5 g, 1.2 mmole) in tetrahydrofuran (30 mL). The reaction mixture was allowed to warm to -10°C then it was cooled to -78°C and combined with methyl iodide (0.23 mL, 3.6 mmole). The reaction mixture was allowed to warm to ambient temperature then diluted with water and diethyl ether. The ether layer was separated, washed with ammonium chloride solution, dried over magnesium sulfate and then concentrated to provide 0.5 g of the desired product.

Example 45

2,6-Dimethyl-1-(2-phenylethyl)-1H-imidazo[4,5-c]pyridin-4-amine

Palladium hydroxide on carbon (0.5 g, Pearlman's catalyst) was added to a mixture of 2,6-dimethyl-1-(2-phenylethyl)-N⁴,N⁴-bis(phenylmethyl)-1H-imidazo[4,5-c]pyridin-4-amine (2.3 g, 5.15 mmole) in formic acid (10 mL). The reaction mixture was heated at reflux overnight. An additional 0.5 g of catalyst was added and refluxing was continued overnight. The reaction mixture was neutralized with saturated sodium bicarbonate solution, diluted with methanol then filtered through a layer of celite to remove the catalyst. The celite layer was flushed with methylene chloride and methanol. The filtrates were combined and concentrated under vacuum to provide a mixture of water and a solid. This mixture was extracted with methylene chloride. The extract was washed with water, dried over magnesium sulfate and concentrated under vacuum to

- 31 -

provide 1.2 g of a tan solid. This solid was recrystallized from ethanol to provide 0.24 g of the desired product as a solid, m.p. 185-187°C. Analysis: Calculated for $C_{16}H_{18}N_4$: %C, 72.15; %H, 6.81; %N, 21.04; Found: %C, 71.51; %H, 6.88; %N, 20.61.

Examples 46 - 56

Using the general method of Example 45, the products of Formula I shown in Table 7 were prepared by hydrogenolizing the indicated intermediate of Formula VIII. The melting points and elemental analyses are shown in Table 8.

Table 7

Example Number	Intermediate of Formula VIII Example	Product of Formula I				
		R ₆	R ₇	R ₁	R ₂	
46	30	methyl	H	2-methylpropyl	methyl	
47	31	methyl	methyl	2-hydroxy-2-methylpropyl	ethoxymethyl	
48	35	methyl	H	n-butyl	methyl	
49	36	methyl	methyl	2-phenylethyl	phenylmethyl	
50	37	methyl	H	2-methylpropyl	hydroxymethyl	
51	38	methyl	methyl	2-hydroxy-2-methylpropyl	methyl	
52	39	methyl	methyl	2-hydroxy-2-methylpropyl	n-butyl	
53	40	methyl	methyl	2-phenylethyl	methyl	
54	41	methyl	methyl	2-phenylethyl	n-butyl	

Table 7

Example Number	Intermediate of Formula VIII Example	Product of Formula I			
		R ₆	R ₇	R ₁	R ₂
55	42	methyl	methyl	2-methylpropyl	methyl
56	44	methyl	methyl	2-methylpropyl	ethyl

Table 8

Example Number	m.p. (°C)	Elemental Analysis									
		Formula	Calculated			Found					
			%C	%H	%N	%C	%H	%N			
46	153-155	$C_{12}H_{18}N_4 + 0.15 H_2O$	65.21	8.35	25.35	65.38	8.41	25.37			
47	178-181	$C_{13}H_{24}N_4O_2$	60.68	8.32	18.87	60.55	8.13	19.11			
48	130-132	$C_{12}H_{18}N_4 + 0.2 H_2O$	64.95	8.36	25.25	65.01	8.10	24.9			
49	170-173	$C_{23}H_{24}N_4 + 0.5 H_2O$	75.59	6.89	15.33	75.56	6.99	15.36			
50	180-181	$C_{12}H_{18}N_4O + 0.33 H_2O$	59.99	7.83	23.32	59.87	7.7	23.39			
51	249-250	$C_{13}H_{20}N_4O$	62.88	8.12	22.56	62.67	8.02	22.19			
52	167-170	$C_{16}H_{26}N_4O + 0.75 H_2O$	63.07	9.10	18.39	63.40	8.75	18.33			
53	142-145	$C_{17}H_{20}N_4 + 0.5 H_2O$	70.56	7.31	19.36	70.90	7.38	19.43			
54	134-135	$C_{20}H_{26}N_4 + 0.2 H_2O$	73.67	8.16	17.18	73.92	8.21	17.32			
55	157-159	$C_{13}H_{20}N_4 + 0.2 CH_2Cl_2$	63.59	8.25	22.47	63.37	8.18	22.27			

Table 8								
Example Number	m.p. (°C)	Formula	Elemental Analysis					
			Calculated			Found		
			%C	%H	%N	%C	%H	%N
56	163-165	$C_{14}H_{22}N_4$	68.26	9.00	22.74	68.36	9.03	22.73

- 36 -

Example 57

1-(2-Ethoxyethyl)-2,7-dimethyl-
1H-imidazo[4,5-c]pyridin-4-amine

6-Chloro-1-(2-ethoxyethyl)-2,7-dimethyl-N⁴,N⁴-bis(phenylmethyl)-1H-imidazo[4,5-c]pyridin-4-amine (0.7 g, 1.56 mmole) was taken up in methanol saturated with anhydrous hydrochloric acid (100 mL), combined with palladium hydroxide on carbon and then hydrogenated on a Paar apparatus for four hours. The reaction mixture was filtered to remove the catalyst then concentrated under vacuum. The residue was partitioned between methylene chloride/water/sodium bicarbonate. The methylene chloride layer was separated, dried over magnesium sulfate then concentrated under vacuum to provide an off white solid. This material was recrystallized from ethyl acetate/hexane to provide 0.18 g of the desired product as a solid, m.p. 129-130°C. Analysis: Calculated for: C₁₂H₁₈N₄O + $\frac{1}{4}$ H₂O: %C, 60.35; %H, 7.81; %N, 23.46; Found: %C, 60.64; %H, 7.50; %N, 23.39.

Example 58

2,7-Dimethyl-1-(2-methylpropyl)-
1H-imidazo[4,5-c]pyridin-4-amine

Using the general method of Example 57, 6-chloro-2,7-dimethyl-1-(2-methylpropyl)-N⁴,N⁴-bis(phenylmethyl)-1H-imidazo[4,5-c]pyridin-4-amine (1 g, 2.3 mmole) was hydrogenolized to provide 0.07 g of the desired product as a solid, m.p. 178-180°C. Analysis: Calculated for C₁₂H₁₈N₄: %C, 66.02; %H, 8.31; %N, 25.66; Found: %C, 65.58; %H, 8.34; %N, 25.30.

- 37 -

Example 59

6-Methyl-1-(2-methylpropyl)-2-morpholinomethyl-
1H-imidazo[4,5-c]pyridin-4-aminePart A

6-Methyl-N⁴-(2-methylpropyl)-N²,N²-bis(phenylmethyl)pyridine-2,3,4-triamine (2.27 g, 6.1 mmole), ethoxyacetyl chloride (0.74 g, 6.1 mmole) and acetonitrile (100 mL) were combined and stirred at ambient temperature for about 15 minutes to provide a heterogeneous reaction mixture. p-Toluenesulfonic acid (0.1 g) was added and the reaction mixture was heated at reflux for 48 hours. The reaction mixture was cooled to ambient temperature, concentrated under vacuum and then partitioned between methylene chloride and 10% ammonium hydroxide. The organic phase was dried over magnesium sulfate then concentrated to provide 2.8 g of an oil. The oil was dissolved in toluene (100 mL), combined with phosphorus oxychloride (1 mL) and then heated at reflux for 48 hours. The reaction mixture was cooled to ambient temperature, concentrated and then partitioned between methylene chloride and 10% ammonium hydroxide. The organic phase was dried over magnesium sulfate then concentrated to provide a yellow oil. Analysis of the nuclear magnetic resonance spectrum of this material indicated that it contained 2-chloromethyl-6-methyl-1-(2-methylpropyl)-N⁴,N⁴-bis(phenylmethyl)-1H-imidazo[4,5-c]pyridin-4-amine and 2-ethoxymethyl-6-methyl-1-(2-methylpropyl)-N⁴,N⁴-bis(phenylmethyl)-1H-imidazo[4,5-c]pyridin-4-amine.

Part B

The mixture from Part A was dissolved in methylene chloride (5 mL) then combined with morpholine (2 mL) and stirred at ambient temperature for 48 hours. The reaction mixture was quenched with saturated sodium bicarbonate solution then partitioned between methylene chloride and water. The organic phase was dried over

- 38 -

magnesium sulfate then concentrated to provide 1.2 g of an oil. This oil was chromatographed (silica gel; 80:20 hexane:ethyl acetate) to provide 0.6 g of 6-methyl-1-(2-methylpropyl)-2-morpholinomethyl-N⁴,N⁴-bis(phenylmethyl)-1H-imidazo[4,5-c]pyridin-4-amine and 0.4 g of 2-ethoxymethyl-6-methyl-1-(2-methylpropyl)-N⁴,N⁴-bis(phenylmethyl)-1H-imidazo[4,5-c]pyridin-4-amine.

Part C

Using the general method of Example 45, 6-methyl-1-(2-methylpropyl)-2-morpholinomethyl-N⁴,N⁴-bis(phenylmethyl)-1H-imidazo[4,5-c]pyridin-4-amine (0.6 g, Part B) was hydrogenolized to provide 0.31 g of the desired product as a white solid, m.p. 188-190°C. Analysis: Calculated for C₁₆H₂₃N₃O + ½H₂O: %C, 62.11; %H, 8.36; %N, 22.63; Found: %C, 62.19; %H, 8.18; %N, 22.62.

Example 60

2-Ethoxymethyl-6-methyl-1-(2-methylpropyl)-1H-imidazo[4,5-c]pyridin-4-amine

Using the general method of Example 45, 2-ethoxymethyl-6-methyl-1-(2-methylpropyl)-N⁴,N⁴-bis(phenylmethyl)-1H-imidazo[4,5-c]pyridin-4-amine (0.4 g, Example 73, Part B) was hydrogenolized to provide 0.08 g of the desired product as an off white solid, m.p. 72-74°C. Analysis: Calculated for C₁₄H₂₂N₄O + ½CH₃OH: %C, 62.56; %H, 8.69; %N, 20.13; Found: %C, 62.93; %H, 8.37; %N, 19.8.

Example 61

2-Butyl-6,7-dimethyl-1-(2-methyl-1-propenyl)-1H-imidazo[4,5-c]pyridin-4-amine hydrochloride
4-Amino-2-butyl- $\alpha,\alpha,6,7$ -tetramethyl-1H-imidazo[4,5-c]pyridine-1-ethanol (about 200 mg) was combined with concentrated hydrobromic acid (50 mL) and heated at reflux overnight. The reaction mixture was

- 39 -

concentrated under vacuum. The residue was taken up in methanol then diluted with ether. The resulting precipitate was collected then partitioned between methylene chloride and 10% sodium hydroxide. The organic layer was separated, dried over magnesium sulfate then concentrated to provide an oil. The oil was taken up in methanol then combined with 0.05 mL of concentrated hydrochloric acid followed by dilution with ether. The resulting precipitate was collected, rinsed with ether and dried to provide 60 mg of the desired product as a white solid, m.p. 205°C (dec.). Analysis: Calculated for $C_{16}H_{24}N_4 + 1.6 HCl$: %C, 58.10; %H, 7.80; %N, 16.94; Found: %C, 57.95; %H, 7.87; %N, 16.89.

Example 62

2-Butyl-7-ethyl-6-methyl-1-(2-methylpropyl)-
1H-imidazo[4,5-c]pyridin-4-amine Hydrochloride

Part A

Using the general method of Example 3, 5-ethyl-4-hydroxy-6-methyl-3-nitro-2(1H)-pyridinone (1.0 g, 5 mmole) was reacted first with trifluoromethanesulfonic anhydride (1.7 mL, 10 mmole) and then with isobutylamine (0.55 mL, 5.5 mmole) to provide 1.0 g of 5-ethyl-6-methyl-4-[(2-methylpropyl)amino]-3-nitro-2-pyridinyl trifluoromethanesulfonate.

Part B

Using the general method of Example 10, the material from Part A was reacted with dibenzylamine (0.52 mL) to provide 1.0 g of 5-ethyl-6-methyl-N⁴-(2-methylpropyl)-3-nitro-N²,N²-bis(phenylmethyl)pyridine-2,4-diamine.

Part C

Using the general method of Example 18, the material from Part B was reduced to provide 0.85 g of 5-ethyl-6-methyl-N⁴-(2-methylpropyl)-N²,N²-

- 40 -

bis(phenylmethyl)pyridine-2,3,4-triamine as a light brown oil.

Part D

The material from Part C was dissolved in acetonitrile (20 mL) then combined with valeryl chloride (0.28 mL) and stirred first at ambient temperature overnight, then at reflux for 3 hours and then at ambient temperature over the weekend. The reaction mixture was concentrated under vacuum. The residue was taken up in methylene chloride, washed with 10% sodium hydroxide, dried over magnesium sulfate then filtered through a layer of silica gel eluting with 30% ethyl acetate in hexane. The filtrate was concentrated under vacuum to provide 0.65 g of 2-butyl-7-ethyl-6-methyl-1-(2-methylpropyl)-N⁴,N⁴-bis(phenylmethyl)-1H-imidazo[4,5-c]pyridin-4-amine as a golden oil.

Part E

The material from Part D was dissolved in formic acid (20 mL), combined with palladium hydroxide on carbon (0.5 g, Pearlman's catalyst) then heated at reflux. The reaction mixture was filtered through a layer of celite eluting with methanol to remove the catalyst then concentrated under vacuum. The residue was partitioned between methylene chloride and aqueous sodium bicarbonate. The methylene chloride layer was dried over magnesium sulfate then concentrated under vacuum. The residue was recrystallized from ethyl acetate/hexane to provide product which by nuclear magnetic resonance spectroscopy contained some formate salt. This material was taken up in methanol, combined with 10% sodium hydroxide then heated on a steam bath for 1 hour. The mixture was concentrated to remove the methanol then extracted with methylene chloride. The methylene chloride extract was dried with magnesium sulfate then concentrated under vacuum to provide an oily residue. This residue was taken up in diethyl ether then combined with 1 equivalent of 1 M

hydrochloric acid in ether. The resulting precipitate was collected by filtration and dried to provide 0.15 g of the desired product as a solid, m.p. 217-219°C. Analysis: Calculated for $C_{17}H_{28}N_4$, HCl: %C, 62.85; %H, 9.00; %N, 17.24; Found: %C, 62.39; %H, 8.70; %N, 16.76.

INTERFERON (α) INDUCTION IN HUMAN CELLS

An in vitro human blood cell system was used to assess interferon induction by compounds of the invention. Activity is based on the measurement of interferon secreted into culture media. Interferon is measured by bioassay.

Blood Cell Preparation for Culture

Whole blood is collected by venipuncture into EDTA vacutainer tubes. Peripheral blood mononuclear cells (PBM's) are separated from whole blood by using either LeucoPREP™ Brand Cell Separation Tubes (available from Becton Dickinson) or Ficoll-Paque® solution (available from Pharmacia LKB Biotechnology Inc, Piscataway, NJ). The PBM's are suspended at 1×10^6 /mL in RPMI 1640 media (available from GIBCO, Grand Island, NY) containing 25 mM HEPES (N-2-hydroxyethylpiperazine-N'-2-ethanesulfonic acid) and L-glutamine (1% penicillin-streptomycin solution added) with 10% heat inactivated (56°C for 30 minutes) autologous serum added. 200 μ L portions of PBM suspension are added to 96 well (flat bottom) MicroTest III sterile tissue culture plates.

Compound Preparation

The compounds are solubilized in ethanol, dimethyl sulfoxide or tissue culture water then diluted with tissue culture water, 0.01N sodium hydroxide or 0.01N hydrochloric acid (The choice of solvent will depend on the chemical characteristics of the compound being tested.). Ethanol or DMSO concentration should not exceed a final concentration of 1% for addition to the culture wells. Compounds are initially tested in a

- 42 -

concentration range of from about 0.1 $\mu\text{g/mL}$ to about 5 $\mu\text{g/mL}$. Compounds which show induction at a concentration of 0.5 $\mu\text{g/mL}$ are then tested in a wider concentration range.

Incubation

The solution of test compound is added in a volume (less than or equal to 50 μL) to the wells containing 200 μL of PBM's in media. Solvent and/or media is added to control wells (wells with no test compound) and as needed to adjust the final volume of each well to 250 μL . The plates are covered with plastic lids, vortexed gently and then incubated for 48 hours at 37°C with a 5% carbon dioxide atmosphere.

Separation

Following incubation, the plates are covered with parafilm and then centrifuged at 1000 rpm for 10 to 15 minutes at 4°C in a Damon IEC Model CRU-5000 centrifuge. Media (about 200 μL) is removed from 4 to 8 wells and pooled into 2 mL sterile freezing vials. Samples are maintained at -70°C until analysis.

Interferon Analysis/Calculation

Interferon is determined by bioassay using A549 human lung carcinoma cells challenged with encephalomyocarditis. The details of the bioassay method have been described by G. L. Brennan and L. H. Kronenberg in "Automated Bioassay of Interferons in Micro-test Plates", Biotechniques, June/July; 78, 1983, incorporated herein by reference. Briefly stated the method is as follows: interferon dilutions and A549 cells are incubated at 37°C for 12 to 24 hours. The incubated cells are infected with an inoculum of encephalomyocarditis virus. The infected cells are incubated for an additional period at 37°C before quantifying for viral cytopathic effect. The viral cytopathic effect is quantified by staining followed by spectrophotometric absorbance measurements. Results are expressed as alpha reference units/mL based on the

- 43 -

value obtained for NIH HU IF-L standard. The interferon was identified as essentially all interferon alpha by testing in checkerboard neutralization assays against rabbit anti-human interferon (beta) and goat anti-human interferon (alpha) using A549 cell monolayers challenged with encephalomyocarditis virus. Results are shown in the table below wherein the absence of an entry indicates that the compound was not tested at that particular concentration.

Interferon (α) Induction in Human Cells												
Compound of Example Number	α Reference units/mL											
	Dose Concentration (μg/mL)											
	0.001	0.005	0.01	0.05	0.1	0.5	1.0	5.0	10	25		
45			0	3	0	1	3	93				
46			4	4	4	4	4	50				
47	8	8	1	190	190	65	61	49				
48			1	1	1	1	1	110	100	19		
49			1	1	10	930	830	70				
50			1	1		1	1	9	37	210		
51			1	1	23	520	520	100				
52	1	82	160	45	150	150	150	320				
53			1	230	780	280	87	70				
54			1	260	880	70	70	70				
55			1	8	130	340	210	110				

Interferon (α) Induction in Human Cells											
Compound of Example Number	α Reference units/mL										
	Dose Concentration (μ g/mL)										
	0.001	0.005	0.01	0.05	0.1	0.5	1.0	5.0	10	25	
56			4	680	1100	130	150	200			
57			4	4	4	4	2	320			
58			3	3	7	790	1200	150			
59			1	1	1	1	1	1	1	1	1
60			1	1	1	10	230	170	61	61	
61			3	684	395	684	300	520			
62			107	42	62	81	81	81			

- 46 -

INDIRECT IN-VITRO ANTIVIRAL ACTIVITY

The test method described below demonstrates the ability of compounds of the invention to inhibit the progress of viral infection.

Whole blood is collected by venipuncture into EDTA vacutainer tubes. Peripheral blood mononuclear cells (PBM's) are isolated using Ficoll-Paque® solution (available from Pharmacia LKB Biotechnology Inc., Piscataway, NJ). The PBM's are washed with phosphate buffer saline then diluted with RPMI 1640 medium (available from GIBCO, Grand Island, New York) and 10% fetal bovine serum to obtain a final concentration of 2.5×10^6 cells/mL. One mL portions of PBM's in medium are placed in 15 mL polypropylene tubes. The test compound is dissolved in dimethyl sulfoxide then diluted with RPMI 1640 medium. The solution of test compound is added to the tubes containing the PBM's to give final concentrations ranging from 0.1 $\mu\text{g/mL}$ to 1.0 $\mu\text{g/mL}$. Control tubes do not receive any test compound. The tubes are then incubated for 24 hours at 37°C with a 5% carbon dioxide atmosphere. Following incubation the tubes are centrifuged at 400 xg for 5 minutes. The supernatant is removed. The PBM's are brought up in 100 μL of RPMI 1640 medium and then infected with a 100 μL containing 10^5 tissue culture 50% infectious doses of vesicular stomatitis virus (VSV). The tubes are incubated for 30 minutes at 37°C to allow virus adsorption. One mL of RPMI 1640 medium is added to each tube and the tubes are incubated for 48 hours at 37°C. The tubes are frozen then thawed to lyse the cells. The tubes are centrifuged at 400 xg for 5 minutes to remove cellular debris then the supernatant is assayed by serial tenfold dilutions on Vero cells in 96 well microtiter plates. The infected cells are incubated for 24 hours at 37°C before quantifying for viral cytopathic effect. The viral cytopathic effect

- 47 -

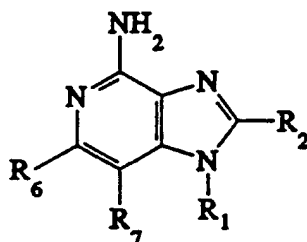
is quantified by staining with 0.05% crystal violet. Results are presented as VSV inhibition, defined as the \log_{10} (control VSV yield/experimental VSV yield). Control tubes have a value of 0. Results are shown in the table below.

In-vitro Antiviral Activity			
Compound of Example Number	VSV Yield Inhibition		
	Dose Concentration ($\mu\text{g/mL}$)		
	0.1	0.5	1.0
45	0.0	0.0	0.0
47	5.0	5.0	6.0
41	0.0	3.0	4.0
50	0.0	0.0	0.0
53	5.0	7.0	6.0
54	4.0	5.0	5.0
56	5.0	5.0	6.0
57	0.0	0.0	2.0
59	0.0	0.0	0.0
60	0.0	2.0	6.0
61	5.0	5.0	6.0

The claimed invention is:

1. A compound of the formula

5



- 10 wherein R_1 is selected from the group consisting of
hydrogen; CHR_xR_y , wherein R_x is hydrogen and R_y is
selected from the group consisting of straight chain,
branched chain, or cyclic alkyl containing one to about
ten carbon atoms, straight chain or branched chain
15 alkenyl containing two to about ten carbon atoms,
straight chain or branched chain hydroxyalkyl
containing one to about six carbon atoms, alkoxyalkyl
wherein the alkoxy moiety contains one to about four
carbon atoms and the alkyl moiety contains one to about
20 six carbon atoms, and phenylethyl; and $-CH=CR_xR_y$, wherein
each R_x is independently straight chain, branched chain,
or cyclic alkyl of one to about six carbon atoms;

- R_2 is selected from the group consisting of
hydrogen, straight chain or branched chain alkyl
25 containing one to about eight carbon atoms, straight
chain or branched chain hydroxyalkyl containing one to
about six carbon atoms, alkoxyalkyl wherein the alkoxy
moiety contains one to about four carbon atoms and the
alkyl moiety contains one to about six carbon atoms,
30 benzyl, (phenyl)ethyl and phenyl, the benzyl,
(phenyl)ethyl or phenyl substituent being optionally
substituted on the benzene ring by a moiety selected
from the group consisting of methyl, methoxy, and

- 49 -

halogen; and morpholinoalkyl wherein the alkyl moiety contains one to about four carbon atoms;

R₆ and R₇ are independently selected from the group consisting of hydrogen and alkyl of one to about five
5 carbon atoms,

with the proviso that R₆ and R₇ taken together contain no more than six carbon atoms, and with the further proviso that when R₇ is hydrogen then R₆ is other than hydrogen and R₂ is other than hydrogen or
10 morpholinoalkyl, and with the further proviso that when R₆ is hydrogen then R₇ and R₂ are other than hydrogen.

2. A compound according to Claim 1, wherein R₁ substituents is selected from the group consisting of
15 2-methylpropyl, n-butyl, 2-methyl-1-propenyl, ethoxyethyl, 2-hydroxy-2-methylpropyl, and 2-phenylethyl.

3. A compound according to Claim 1, wherein R₂ is
20 methyl, ethyl, propyl, or butyl.

4. A compound according to Claim 1, wherein R₂ hydroxymethyl.

25 5. A compound according to Claim 1, wherein R₂ is ethoxymethyl.

6. A compound according to Claim 1, wherein R₆ and R₇ are independently selected from the group consisting
30 of alkyl of one to about four carbon atoms.

7. A compound according to Claim 1, wherein R₆ and R₇ are methyl.

- 50 -

8. A compound according to Claim 2, wherein R₂ is methyl, ethyl, propyl, butyl, hydroxymethyl, or ethoxymethyl.

- 5 9. A compound according to Claim 1, selected from the group consisting of: 2,7-dimethyl-1-(2-methylpropyl)-1H-imidazo[4,5-c]pyridin-4-amine;
2,6,7-trimethyl-1-(2-methylpropyl)-1H-imidazo[4,5-c]pyridin-4-amine;
- 10 4-amino- α,α ,2,6,7-pentamethyl-1H-imidazo[4,5-c]pyridine-1-ethanol;
4-amino-2-butyl- α,α ,6,7-tetramethyl-1H-imidazo[4,5-c]pyridine-1-ethanol;
4-amino-2-ethoxymethyl- α,α ,6,7-tetramethyl-1H-
- 15 imidazo[4,5-c]pyridine-1-ethanol;
1-(2-ethoxyethyl)-2,7-dimethyl-1H-imidazo[4,5-c]pyridin-4-amine;
2-butyl-7-ethyl-6-methyl-1-(2-methylpropyl)-1H-imidazo[4,5-c]pyridin-4-amine hydrochloride;
- 20 2,6-dimethyl-1-(2-methylpropyl)-1H-imidazo[4,5-c]pyridin-4-amine;
2-ethyl-6,7-dimethyl-1-(2-methylpropyl)-1H-imidazo[4,5-c]pyridin-4-amine;
2,6,7-trimethyl-1-(2-phenylethyl)-1H-imidazo[4,5-
- 25 c]pyridin-4-amine;
2-butyl-6,7-dimethyl-1-(2-phenylethyl)-1H-imidazo[4,5-c]pyridin-4-amine;
6,7-dimethyl-1-(2-phenylethyl)-2-phenylmethyl-1H-imidazo[4,5-c]pyridin-4-amine;
- 30 2,6-dimethyl-1-(2-phenylethyl)-1H-imidazo[4,5-c]pyridin-4-amine;
2-ethoxymethyl-6-methyl-1-(2-methylpropyl)-1H-imidazo[4,5-c]pyridin-4-amine;
4-amino-6-methyl-1-(2-methylpropyl)-1H-
- 35 imidazo[4,5-c]pyridine-2-methanol;
1-butyl-2,6-dimethyl-1H-imidazo[4,5-c]pyridin-4-amine; and

- 51 -

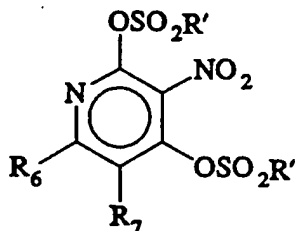
2-butyl-6,7-dimethyl-1-(2-methyl-1-propenyl)-1H-imidazo[4,5-c]pyridin-4-amine hydrochloride.

10. A method of treating a viral infection in an animal comprising the step of administering to said animal a compound according to Claim 1 in an amount effective to inhibit the viral infection.

11. A pharmaceutical composition comprising a therapeutically effective amount of a compound according to Claim 1 and a pharmaceutically acceptable vehicle.

12. A method of inducing interferon biosynthesis in an animal, comprising the step of administering to said animal a compound according to Claim 1 in an amount effective to induce said interferon biosynthesis.

13. A compound of the formula



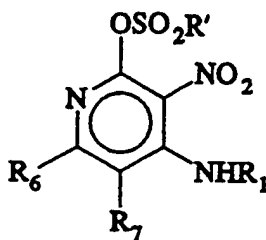
wherein R₆ and R₇ are independently selected from the group consisting of hydrogen and alkyl of one to about five carbon atoms, with the proviso that R₆ and R₇ taken together contain no more than six carbon atoms, and with the further proviso that when R₇ is hydrogen then R₆ is other than hydrogen; and

R' is alkyl, perfluoroalkyl, alkylaryl, or haloaryl.

- 52 -

14. A compound of the formula

5



10 wherein R_1 is selected from the group consisting of
 hydrogen; CHR_xR_y , wherein R_x is hydrogen and R_y is
 selected from the group consisting of straight chain,
 branched chain, or cyclic alkyl containing one to about
 ten carbon atoms, straight chain or branched chain
 15 alkenyl containing two to about ten carbon atoms,
 straight chain or branched chain hydroxyalkyl
 containing one to about six carbon atoms, alkoxyalkyl
 wherein the alkoxy moiety contains one to about four
 carbon atoms and the alkyl moiety contains one to about
 20 six carbon atoms, and phenylethyl; and $-\text{CH}=\text{CR}_z\text{R}_z$ wherein
 each R_z is independently straight chain, branched chain,
 or cyclic alkyl of one to about six carbon atoms;

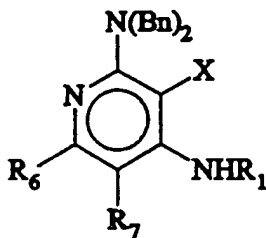
R_6 and R_7 are independently selected from the group
 consisting of hydrogen and alkyl of one to about five
 25 carbon atoms, with the proviso that R_6 and R_7 taken
 together contain no more than six carbon atoms, and
 with the further proviso that when R_7 is hydrogen then
 R_6 is other than hydrogen; and

R' is alkyl, perfluoroalkyl, alkylaryl, or
 30 haloaryl.

- 53 -

15. A compound of the formula

5

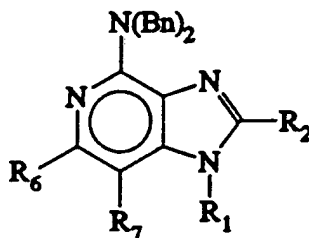
10 wherein X is $-\text{NO}_2$ or $-\text{NH}_2$;

R_6 and R_7 are independently selected from the group consisting of hydrogen and alkyl of one to about five carbon atoms, with the proviso that R_6 and R_7 taken together contain no more than six carbon atoms, and
15 with the further proviso that when R_7 is hydrogen then R_6 is other than hydrogen;

R_1 is selected from the group consisting of hydrogen; CHR_xR_y , wherein R_x is hydrogen and R_y is selected from the group consisting of straight chain,
20 branched chain, or cyclic alkyl containing one to about ten carbon atoms, straight chain or branched chain alkenyl containing two to about ten carbon atoms, straight chain or branched chain hydroxyalkyl containing one to about six carbon atoms, alkoxyalkyl
25 wherein the alkoxy moiety contains one to about four carbon atoms and the alkyl moiety contains one to about six carbon atoms, and phenylethyl; and $-\text{CH}=\text{CR}_z\text{R}_z$, wherein each R_z is independently straight chain, branched chain, or cyclic alkyl of one to about six carbon atoms; and
30 Bn is a hydrogenolyzable amino substituent.

16. A compound of the formula

5



10 wherein R_1 is selected from the group consisting of
hydrogen; CHR_xR_y , wherein R_x is hydrogen and R_y is
selected from the group consisting of straight chain,
branched chain, or cyclic alkyl containing one to about
ten carbon atoms, straight chain or branched chain
15 alkenyl containing two to about ten carbon atoms,
straight chain or branched chain hydroxyalkyl
containing one to about six carbon atoms, alkoxyalkyl
wherein the alkoxy moiety contains one to about four
carbon atoms and the alkyl moiety contains one to about
20 six carbon atoms, and phenylethyl; and $-CH=CR_xR_y$ wherein
each R_x is independently straight chain, branched chain,
or cyclic alkyl of one to about six carbon atoms;

R_2 is selected from the group consisting of
hydrogen, straight chain or branched chain alkyl
25 containing one to about eight carbon atoms, straight
chain or branched chain hydroxyalkyl containing one to
about six carbon atoms, alkoxyalkyl wherein the alkoxy
moiety contains one to about four carbon atoms and the
alkyl moiety contains one to about six carbon atoms,
30 benzyl, (phenyl)ethyl and phenyl, the benzyl,
(phenyl)ethyl or phenyl substituent being optionally
substituted on the benzene ring by a moiety selected
from the group consisting of methyl, methoxy, and
halogen; and morpholinoalkyl wherein the alkyl moiety
35 contains one to about four carbon atoms;

- 55 -

R₆ and R₇ are independently selected from the group consisting of hydrogen and alkyl of one to about five carbon atoms, with the proviso that R₆ and R₇ taken together contain no more than six carbon atoms, and
5 with the further proviso that when R₇ is hydrogen then R₆ is other than hydrogen and R₂ is other than hydrogen or morpholinoalkyl, and with the further proviso that when R₆ is hydrogen then R₇ and R₂ are other than hydrogen; and

10 Bn is a hydrogenolyzable amino substituent.

INTERNATIONAL SEARCH REPORT

International Application No
PCT/US 94/06891

A. CLASSIFICATION OF SUBJECT MATTER IPC 6 C07D471/04 A61K31/435 C07D213/69 C07D213/74 C07D213/75 //(C07D471/04,235:00,221:00)				
According to International Patent Classification (IPC) or to both national classification and IPC				
B. FIELDS SEARCHED Minimum documentation searched (classification system followed by classification symbols) IPC 6 C07D A61K				
Documentation searched other than minimum documentation to the extent that such documents are included in the fields searched				
Electronic data base consulted during the international search (name of data base and, where practical, search terms used)				
C. DOCUMENTS CONSIDERED TO BE RELEVANT				
Category *	Citation of document, with indication, where appropriate, of the relevant passages	Relevant to claim No.		
A	EP,A,0 510 260 (TOYO JOZO) 28 October 1992 cited in the application see claims 1,7 ---	1,9		
X	RECUEIL DES TRAVAUX CHIMIQUES DES PAYS-BAS, vol.80, 1961, DEN HAAG NL pages 545 - 555 C.A. SALEMINK 'Über 2-Propyl-1- und 3-Desazaadenin' see page 552, compound IX --- -/--	1		
<table style="width:100%; border:none;"> <tr> <td style="width:50%; border:none;"><input checked="" type="checkbox"/> Further documents are listed in the continuation of box C.</td> <td style="width:50%; border:none;"><input checked="" type="checkbox"/> Patent family members are listed in annex.</td> </tr> </table>			<input checked="" type="checkbox"/> Further documents are listed in the continuation of box C.	<input checked="" type="checkbox"/> Patent family members are listed in annex.
<input checked="" type="checkbox"/> Further documents are listed in the continuation of box C.	<input checked="" type="checkbox"/> Patent family members are listed in annex.			
* Special categories of cited documents :				
<table style="width:100%; border:none;"> <tr> <td style="width:50%; border:none;"> *A* document defining the general state of the art which is not considered to be of particular relevance *E* earlier document but published on or after the international filing date *L* document which may throw doubts on priority claim(s) or which is cited to establish the publication date of another citation or other special reason (as specified) *O* document referring to an oral disclosure, use, exhibition or other means *P* document published prior to the international filing date but later than the priority date claimed </td> <td style="width:50%; border:none;"> *T* later document published after the international filing date or priority date and not in conflict with the application but cited to understand the principle or theory underlying the invention *X* document of particular relevance; the claimed invention cannot be considered novel or cannot be considered to involve an inventive step when the document is taken alone *Y* document of particular relevance; the claimed invention cannot be considered to involve an inventive step when the document is combined with one or more other such documents, such combination being obvious to a person skilled in the art. *&* document member of the same patent family </td> </tr> </table>			*A* document defining the general state of the art which is not considered to be of particular relevance *E* earlier document but published on or after the international filing date *L* document which may throw doubts on priority claim(s) or which is cited to establish the publication date of another citation or other special reason (as specified) *O* document referring to an oral disclosure, use, exhibition or other means *P* document published prior to the international filing date but later than the priority date claimed	*T* later document published after the international filing date or priority date and not in conflict with the application but cited to understand the principle or theory underlying the invention *X* document of particular relevance; the claimed invention cannot be considered novel or cannot be considered to involve an inventive step when the document is taken alone *Y* document of particular relevance; the claimed invention cannot be considered to involve an inventive step when the document is combined with one or more other such documents, such combination being obvious to a person skilled in the art. *&* document member of the same patent family
A document defining the general state of the art which is not considered to be of particular relevance *E* earlier document but published on or after the international filing date *L* document which may throw doubts on priority claim(s) or which is cited to establish the publication date of another citation or other special reason (as specified) *O* document referring to an oral disclosure, use, exhibition or other means *P* document published prior to the international filing date but later than the priority date claimed	*T* later document published after the international filing date or priority date and not in conflict with the application but cited to understand the principle or theory underlying the invention *X* document of particular relevance; the claimed invention cannot be considered novel or cannot be considered to involve an inventive step when the document is taken alone *Y* document of particular relevance; the claimed invention cannot be considered to involve an inventive step when the document is combined with one or more other such documents, such combination being obvious to a person skilled in the art. *&* document member of the same patent family			
Date of the actual completion of the international search <p align="center">28 September 1994</p>		Date of mailing of the international search report <p align="center">12. 10. 94</p>		
Name and mailing address of the ISA European Patent Office, P.B. 5818 Patentlaan 2 NL - 2280 HV Rijswijk Tel. (+ 31-70) 340-2040, Tx. 31 651 epo nl, Fax (+ 31-70) 340-3016		Authorized officer <p align="center">Alfaro Faus, I</p>		

INTERNATIONAL SEARCH REPORT

International Application No
PCT/US 94/06891

C.(Continuation) DOCUMENTS CONSIDERED TO BE RELEVANT

Category *	Citation of document, with indication, where appropriate, of the relevant passages	Relevant to claim No.
X	<p>CHEMICAL ABSTRACTS, vol. 61, no. 1, 1964, Columbus, Ohio, US; D.H. BRANTS ET AL. 'The distribution of tobacco mosaic virus (TMV) in excised tomato roots cultivated in vitro' column 6060G ; see abstract, compound 1 & TIJDSCHR. PLANTENZIEKTEN 68, 198-207 (1962)</p> <p style="text-align: center;">-----</p>	1

1

INTERNATIONAL SEARCH REPORT

international application No.

PCT/US 94/06891

Box I Observations where certain claims were found unsearchable (Continuation of item 1 of first sheet)

This international search report has not been established in respect of certain claims under Article 17(2)(a) for the following reasons:

1. Claims Nos.:
because they relate to subject matter not required to be searched by this Authority, namely:
Although claims 10 and 12 are directed to a method of treatment of (diagnostic method practised on) the human/animal body, the search has been carried out and based on the alleged effects of the compound/composition.
2. Claims Nos.:
because they relate to parts of the international application that do not comply with the prescribed requirements to such an extent that no meaningful international search can be carried out, specifically:
3. Claims Nos.:
because they are dependent claims and are not drafted in accordance with the second and third sentences of Rule 6.4(a).

Box II Observations where unity of invention is lacking (Continuation of item 2 of first sheet)

This International Searching Authority found multiple inventions in this international application, as follows:

1. As all required additional search fees were timely paid by the applicant, this international search report covers all searchable claims.
2. As all searchable claims could be searched without effort justifying an additional fee, this Authority did not invite payment of any additional fee.
3. As only some of the required additional search fees were timely paid by the applicant, this international search report covers only those claims for which fees were paid, specifically claims Nos.:
4. No required additional search fees were timely paid by the applicant. Consequently, this international search report is restricted to the invention first mentioned in the claims; it is covered by claims Nos.:

Remark on Protest

 The additional search fees were accompanied by the applicant's protest. No protest accompanied the payment of additional search fees.

INTERNATIONAL SEARCH REPORT

Information on patent family members

International Application No.
PCT/US 94/06891

Patent document cited in search report	Publication date	Patent family member(s)	Publication date
EP-A-0510260	28-10-92	JP-A- 4327587	17-11-92
